


a universal shopping cart cover

Fits all size carts..... including Costco and Sam's Club!



Includes a toy/snack pocket, plus loops to clip toys to!

*An original
pattern by*
lil blue boo



Thank you for downloading my shopping cart cover pattern. This pattern is for personal use only. Visit my blog for my contact information and for additional ideas: www.lilblueboo.com

Ask questions, post photos, and discuss tips and techniques on the Lil Blue Boo Patterns Page: <http://www.facebook.com/lilblueboopatterns>

Happy sewing!
Ashley

Copyright © 2011 by Ashley Hackshaw/Lil Blue Boo. All rights reserved. Reproduction or sharing of the information in this ebook pattern is prohibited in any form without permission of the author. This pattern is for personal and home use only. Please email me at ashley@lilblueboo.com for more information.

Materials Needed:

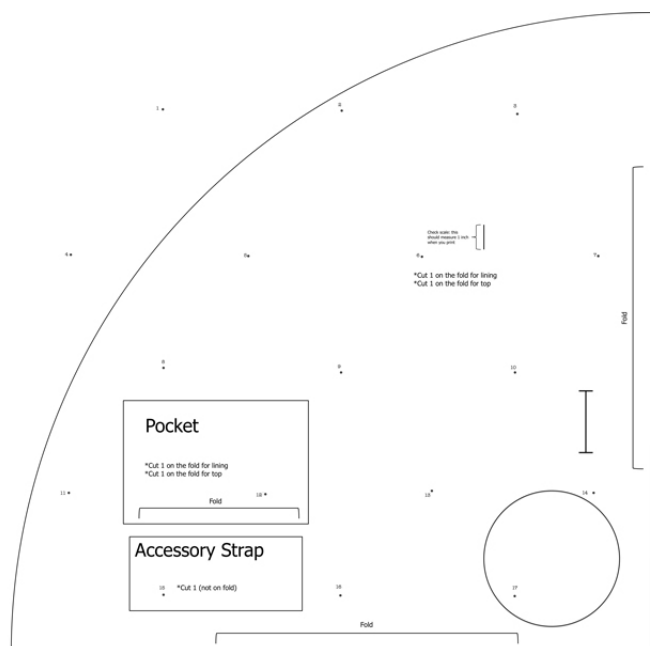
:: 5.5 yards of 42" woven cotton fabric (2.75 yards for each side of the cover) or 3.25 yards of 60" wide woven cotton fabric and 3.25 yards of cotton batting (optional)

:: 2 pieces of 1/8" elastic or elastic cord both 48" long

:: 22" of cotton woven bias tape (visit the tutorials section of my blog for a how-to)


Printing and Assembling your Pattern

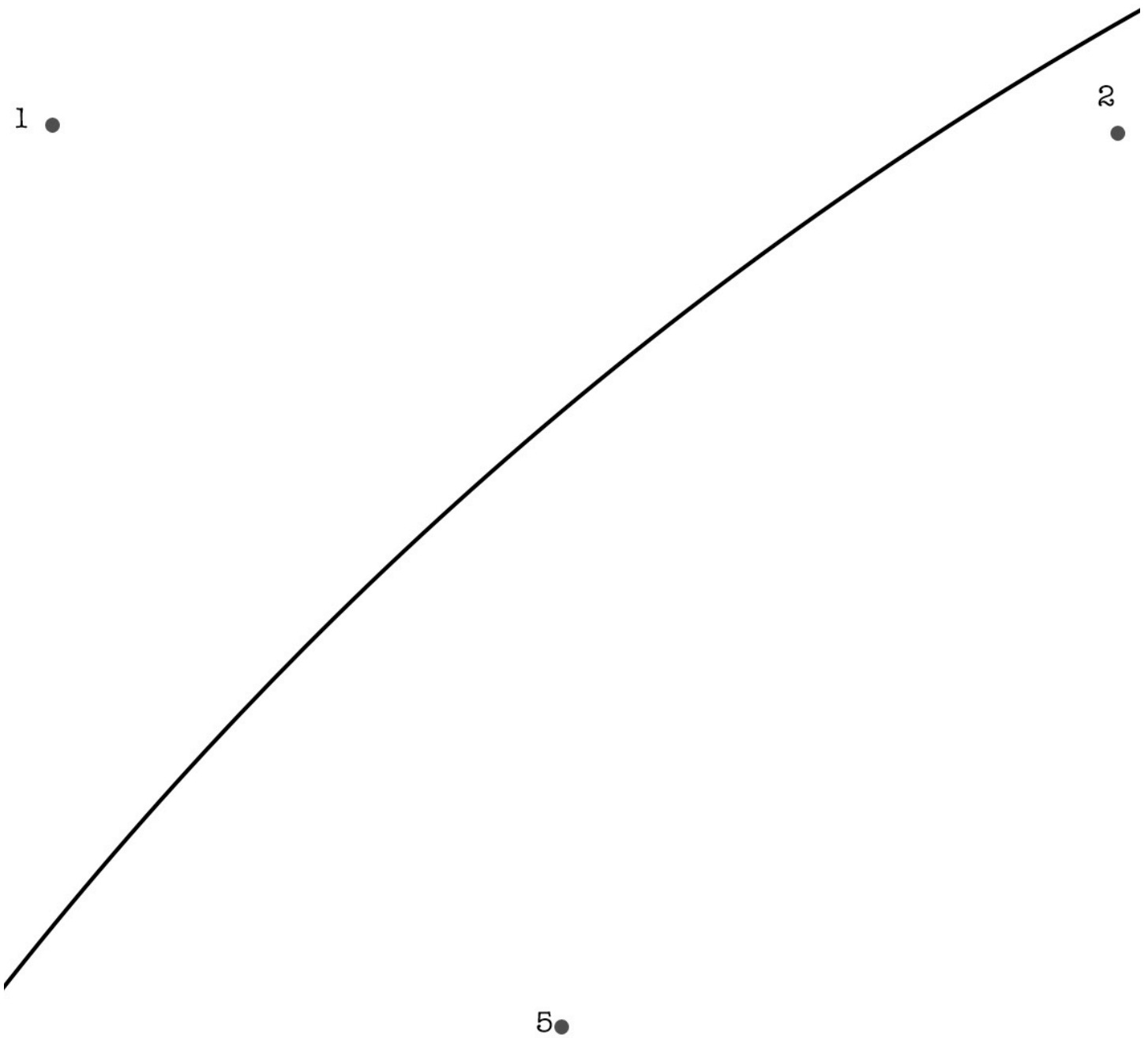
First you will need to print off your pattern pieces. They will print onto multiple sheets and you will need to match up the dots to connect them correctly and then tape the pieces together.

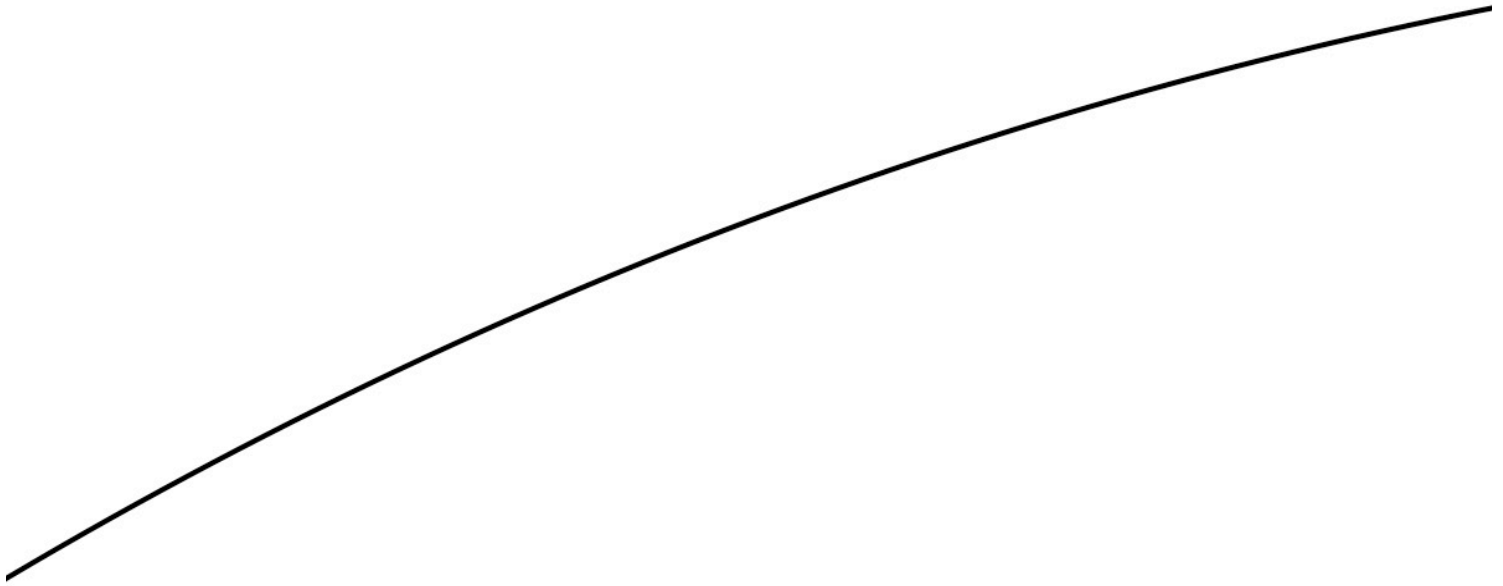


1 ●

4 ●







2



3




Check scale: this
should measure 1 inch
when you print



6





4 ●

8 ●

Poc

*Cut 1 or

*Cut 1 or

11 ●

5●

8●

9●

ocket

at 1 on the fold for lining
at 1 on the fold for top

12●



6 ●

*Cut 1 on the fold for lining

*Cut 1 on the fold for top

9 ●

10 ●

13 ●



7 ●

Fold

10 ●



14 ●



11 •



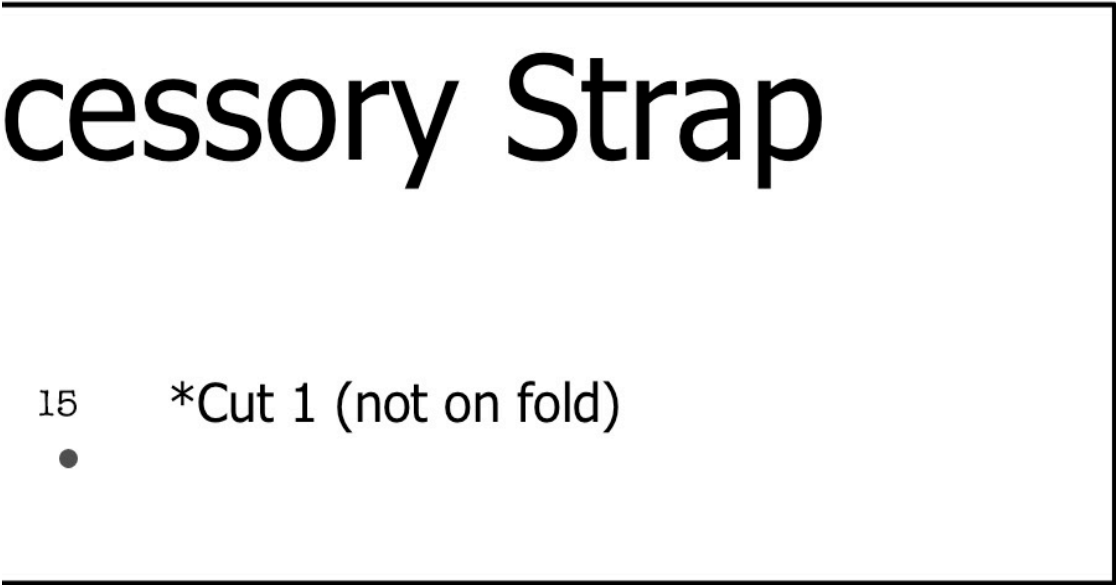

Acce

15



12●


Fold



15 *Cut 1 (not on fold)



16



13

16

17

Fold



